



St John's Catholic Primary School- Learning at home planning

Year 3 – Home Learning Planner 5

Weekly Maths Tasks	Weekly Reading Tasks
<ol style="list-style-type: none"> Daily Calculations. Answer 4 questions each day using mental and written methods for the 4 different operations + – × ÷ (found at the end of this document) Daily Lessons. Visit the website below, watch the short video and answer the 6-8 questions. Try a different lesson each day. Please complete Summer Week 10 – w/c 22nd June. https://whiterosemaths.com/homelearning/year-3/ TTRockstars. Aim to complete 10 - 15 minutes per day. We will keep checking and put a battle on each day too! Maths games. Try some of these online games. Please make sure you play ages 7-11. https://www.topmarks.co.uk/maths-games/7-11-years/ordering-and-sequencing-numbers 	<ul style="list-style-type: none"> Reading Plus for <u>at least</u> 15 minutes every day. We will be checking each week and sending you messages! Listen to an audiobook – You do not need to log-in to listen, just follow the link and listen to a story. Our favourite this week is 'The Green Ember' by S.D.Smith. After listening, could you write a review for this book? https://stories.audible.com/discovery/enterprise-discovery-21122356011?ref=adbl_ent_anon_ds_ds_dccs_sbtp-0-2 Watch Newsround on CBBC or on catch-up – discuss the news with someone at home. Can you tell them what has been happening? Challenge yourself and try and summarise Newsround in 25 words or less. Reading comprehension – Listen to David Walliams read 'Slime' and then answer questions about what you have heard. Everything you need is on this webpage: https://www.bbc.co.uk/bitesize/articles/zrd4f82 Speed-read challenge – Can you read 'The Boy Who Cried Wolf' (below) in under 60 seconds? After this, answer a few quick questions about what you have read.
Weekly Spelling/Phonics tasks	Weekly Writing tasks
<ul style="list-style-type: none"> Weekly spellings to practise: <ul style="list-style-type: none"> grammar - heart group - height guard - history guide - imagine heard - increase important - interest island - knowledge Write out your spellings using two different colours – one colour for the vowels (a/e/i/o/u) in the word and one colour for the consonants in the word. Write some sentences and try to include all of your weekly spellings – the sentence can be as silly as you'd like! Can you create a wordsearch with your spellings? Test someone at home! 	<ul style="list-style-type: none"> After Work; Sick sentences/Sentence Challenge/Perfect Picture/Story Starter/Question Time. (The picture and activities are attached below) Continue writing in your diary – think about how strange this time away from school has been. Has there been any tricky experiences? Has there been some really great experiences? Complete the fronted adverbials activities – Complete the fronted adverbials activity on BBC Bitesize, you have done these before so should be experts! https://www.bbc.co.uk/bitesize/articles/z62ckmn Watch 'Partly Cloudy' on the Literacy Shed – https://www.literacyshed.com/partly-cloudy.html

- Once you have learned these spellings, Log on to <https://www.purplemash.com/sch/stjohnsl4> and click on '2Do' you will see a spelling test for you to complete. This will be available to complete until Friday 17th July.

We have seen lots of great scores on the spelling tests on Purple Mash – Keep it up year 3!

- **Morals** – with family or friends, discuss the moral of this story. What could we learn about friendship here?
- **Setting description** – Write a setting description for the scene, make sure you include fronted adverbials, similes and alliteration.
- **Rewrite** – Can you rewrite the story, changing the animals that Gus the grey cloud creates?
- **Conversation** – Write a conversation between the two pink clouds who are talking about Gus the grey cloud. Remember how to use inverted commas!

Handwriting- practice your handwriting as often as you can

Your child would be expected to use continuous cursive letters:

<https://www.teachhandwriting.co.uk/continuous-cursive-beginners-choice-2.html>

Science

Friction:

In our science topic 'Forces and Magnets' we looked at a force called friction. Recap your learning by completing the Bitesize lesson:

<https://www.bbc.co.uk/bitesize/articles/zvp8jvhv>

Additional activities:

- Try sliding on a smooth floor in socks. What happens? Can you explain it using the words **smooth surface, friction** and **force** in your explanation?
- If you have a balloon at home, rub it on your hair and see what happens. Why do you think this happens?
- Rub your hands together really quickly. What does it feel like? This is friction acting on your hands.
- Test the friction of surfaces with this game: <http://flash.topmarks.co.uk/4060>

Foundation subjects and learning projects- to be done throughout the week

History – This week's history is a summary of the past few weeks work. This is your chance to give your opinion on all the different eras we have studied. Look at the history page below to find more details. If you didn't complete every week, don't worry – you can either just complete it based on the time periods you know, or you can have a watch of some BBC clips to get some information about all the different times.

Geography – This week we will be exploring The Alps.

The Alps is a huge mountain range in the middle of Europe that spans across 8 different countries! Have a look at the suggested activities below and complete as many as you can. Information will primarily come from BBC using this link> <https://www.bbc.co.uk/bitesize/topics/z3fycdm/articles/zb3ywtv>

Art – Each week, you will be given a different artist / art movement to look at. This week the artist is Keith Haring, from New York City, known for combining art with graffiti. Have a look at the suggested activities below. <https://www.bbc.co.uk/bitesize/clips/zqq9sg8>

Don't forget there are brilliant clips to follow on BBC to create your own art!

<https://www.bbc.co.uk/bitesize/subjects/zn3rkqt>

R.E.- Come and See

Reconciliation - Choices

Watch the story from this clip of The Prodigal Son <https://www.youtube.com/watch?v=kfDfMZ6MTJs>
More information found at the bottom of the document.

Activities:

1. Listen to the prodigal son, discuss the story with an adult.
2. Answer questions given during your discussions
3. Look at the picture of the dad and son. Draw your own picture to illustrate this story
4. Write adjectives to describe the characters.

Additional learning resources children and parents may wish to engage with

BBC Daily Lessons for all subjects - <https://www.bbc.co.uk/bitesize/tags/zmyxxyc/year-3-lessons/1>

Maths problem of the day - <https://whiterosemaths.com/resources/classroom-resources/problems/>

NCETM – Maths resources, videos, lessons, activities - <https://www.ncetm.org.uk/resources/54452#dailylessons>

Online scheduled lessons or subject specific activities <https://www.thenational.academy/online-classroom>

Our school website has lots of links that all the teachers have worked to find so please visit here too!
<https://www.stjohnskirkdale.co.uk/page/?title=Home+Learning+Websites&pid=919>

Teacher tips

Let the children lead their learning, if they are interested in a particular thing let them explore it and where possible make links with other things as children learn more if they enjoy it.
Breaks are important- Children cannot concentrate for long periods of time and need to have time built in for them to switch off. Try PE with Joe wicks or Cosmic Yoga on YouTube to get the children moving and enable them to burn off some energy.

A Message from Miss Cartin, Miss Hardman, Mrs Evans and Mrs Williams

Hello year three!

Only two more weeks until your summer holidays finally arrive – let's hope the sun starts to shine!

This will be your last home learning planner for year three and you will soon be receiving your reports and finding out who your new teachers are, ready for year four. How exciting!

As well as choosing to do some of these activities, we would **love** for you to do some fun activities too; get out on your bikes, bake a cake or create a fort from blankets inside!

We miss you and cannot wait to see you as year fours!

Stay safe and look after yourselves,
From the year three team😊.

Speed-read challenge

The Boy Who Cried Wolf

9 Once, long ago, there was a mischievous boy who
18 looked after some sheep near a village. The boy
28 was often bored. One day, he decided to play a
32 trick on the villagers.

39 "Wolf! Wolf!" he shouted loudly. The villagers
48 came rushing up the hill to save the sheep.

57 However, when they got there, there was no wolf
67 to be seen. The boy laughed with glee. "I tricked
70 you!" he said.

78 "You must not tell lies!" shouted the villagers
87 angrily and they returned to the village. The bored
96 boy once again repeated his hoax. Later that day,
.06 a huge wolf really did come into the field. Despite
.13 the boy's cries, nobody came to help.

Quick Questions



1. Find and copy a phrase which describes how the boy laughed.



2. Who shouted angrily at the boy?



3. Why do you think that nobody came to help 'despite the boy's cries'?



4. Find and copy two words from the text which mean the same as 'joke'.

'After work' – writing tasks



Story time!

After work, Batman always called in at his favourite café in Gotham City. We all have different ways of relaxing; a game of sport, watching television, going for a bike-ride...Batman's was enjoying a steaming hot cup of coffee whilst reading the newspaper.

Batman looked forward to having an evening off, however evenings off didn't always tend to be that relaxing.

Ring ring...Ring ring...Ring ring...There was a call from the phone behind the counter...

Sentence challenge!

Verbs are action/doing words. Can you begin some sentence with verbs?

E.g. Sleeping had always been difficult for Batman.

Sick sentences!

These sentences are 'sick' and need your help to get better. Can you help?

Batman sat in the shop. He drank a drink. The phone rang.

Perfect picture!

Can you draw a picture of something Batman might have done that day?

Question time!


Can you continue the story of Batman's evening off?


Does it turn out to be relaxing or does he have to go out and save lives?

Who is on the end of the phone?





Gotham City (where Batman lives) is a place where everyone always seems to be sad or in trouble. Do you think that in our world there is more happiness or sadness?

Maths - 4 Daily Calculations Week 1 (06.07.20)





 Try in your head, first.

 Use a written method





Monday

A. $876 + 34 =$ 	B. $1000 - 657 =$ 
C. $67 \times 3 =$ 	D. $1000 \div 100 =$ 

Tuesday





A. $23 \times 2 =$ 	B. $532 - 135 =$ 
C. $435 + 123 =$ 	D. $486 \div 4 =$ 

Wednesday





A. $53 \times 3 =$ 	B. $877 - 312 =$ 
C. $233 + 434 =$ 	D. $667 \div 3 =$ 

Thursday (Thursday & Friday are missing number questions. Remember to use your knowledge of the inverse and number sentences to find the answer!)

EG. $4 \times 5 = 20$, so $5 \times 4 = 20$, $20 \div 4 = 5$, $20 \div 5 = 4$

A. $535 + \underline{\quad} = 878$ 	B. $784 - \underline{\quad} = 121 =$ 
C. $56 \times 10 =$ 	D. $\underline{\quad} \div 8 = 7$ 

Friday

A. $546 + \underline{\quad} = 982$ 	B. $423 - \underline{\quad} = 187$ 
C. $8 \times \underline{\quad} = 160$ 	D. $969 \div \underline{\quad} = 323$ 

Maths - 4 Daily Calculations Week 2 (13.07.20)



Try in your head, first.



Use a written method

Monday

A. $34 \times 5 =$	B. $634 - 481 =$
C. $40 + 25 + 35 =$	D. $56 \div 4 =$

Tuesday

A. $12 + 26 + 32 =$	B. $654 - 50 - 300 =$
C. $3 \times 2 \times 5 =$	D. $65 \div 8 = \text{___} \text{ r } \text{___}$

Wednesday

A. $345 + 54 =$	B. $674 - 43 =$
C. $76 \times 10 =$	D. $466 \div 2 =$

Thursday (Thursday & Friday are missing number questions. Remember to use your knowledge of the inverse and number sentences to find the answer!)

EG. $4 \times 5 = 20$, so $5 \times 4 = 20$, $20 \div 4 = 5$, $20 \div 5 = 4$

A. $\text{___} + 223 = 994 =$	B. $872 - \text{___} = 31$
C. $50 \times \text{___} = 100$	D. $36 \div \text{___} = 3$

Friday

A. $672 + \text{___} = 1000$	B. $\text{___} - 465 = 212$
C. $\text{___} \times 10 = 650$	D. $\text{___} \div 2 = 143$

History – Big Finish

This week, we will be completing some summary activities to finish off our history topics. Recently, we have looked at:

The Stone Age – Palaeolithic, Mesolithic and Neolithic times

The Bronze Age

The Iron Age

The Four Ancient Civilisations across the world:

Shang Dynasty, Ancient Sumer, Indus Valley and Ancient Egyptians.

If you need a reminder of the different time periods we have looked at, visit this link: <https://www.bbc.co.uk/bitesize/subjects/zcw76sq>

Big Finish Activities

1. For each time period (listed above) what is your favourite thing you have learnt about each topic? What do you think is the most interesting fact you've learnt about each topic?
2. Now, pick your favourite time period and answer these questions. This can be in bullet points, paragraphs, with drawings and annotations, however you wish to present them.
 - a. Which time period is your favourite?
 - b. Why is it your favourite?
 - c. If you lived there, what would you enjoy doing?
 - d. In your opinion, why is this period better than the others?
3. Create a fact file about your chosen time period. Again, this can be written in paragraphs, in a leaflet style or a poster style – however you want to present the information. Write your fact file for someone who knows NOTHING about your chosen time period; make sure you tell them everything they need to know.

Geography – The Alps

Watch the two videos on BBC by clicking the link below.

<https://www.bbc.co.uk/bitesize/topics/z3fycdm/articles/zb3ywtv>

Now try the small quiz at the end!

The Alps are a large mountain range in the middle of Europe that spread over 8 countries!

Try some of the suggested activities below.

Suggested Activities

1. Find the Alps on Google maps. What can you see? How would you describe it? Is the area as you expected?
2. Research some of the different animals you at the alps. Are there any you didn't know about? Create a fact file about your favourite animal you can find at the Alps. Don't forget to draw a diagram of it!
3. Watch some clips of David Attenborough exploring The Alps. Do this with an adult. Clips can be found on BBC iPlayer (planet Earth series).
4. Research The Alps by using this link <https://kids.kiddle.co/Alps>
5. Create a poster advertising the Alps to more tourists. Include:
 - Why should people go there?
 - What can people do there?
 - How the Alps were formed.
 - Any interesting facts you find.

Art – Keith Haring

This week we are looking at the American artist, Keith Haring. He was from New York City and created Pop art. He was influenced by Pablo Picasso, Walt Disney and Dr. Seuss.

He is famous for his graffiti style art work which was thought to combine the upper class life style of art and the working class life style of graffiti.

Watch this clip to have a go at creating your own Keith Haring style alien outlines.

<https://www.bbc.co.uk/bitesize/clips/zqq9sg8>

Have a go at copying and creating your own designs. Don't forget to keep them safe so we can share them back in school!



RE – Choices

God is always loving and forgiving. Here is the story of the Prodigal Son, a parable that Jesus told that explains how God forgives us. Sometimes this parable is called 'The Prodigal Father' as the father in the story is prodigal in his love for his son.

Watch this video of The Prodigal Son

<https://www.youtube.com/watch?v=kfDfMZ6MTJs>

Look closely at this picture on the left. It is called 'The Return of the Prodigal Son' by Rembrandt. Can you see each of the characters: the father, the prodigal son and the older son. Which part of the story do you think this shows? Can you see what each of them are doing? What might they be thinking?



Think about these questions:

- What did the younger son choose to do with his money?
- What were the consequences of his choices?
- What does the story tell us about the father?
- Who is the father like?



This picture shows a father who loves his son just like when he was a little boy.

Draw your own picture to illustrate the message of the story.

Draw a picture of Dad in the middle of the page. Around it, write as many adjectives as you can to describe Dad. Repeat this activity for the prodigal son.