



St John's Catholic Primary School- Learning At Home

Year 3 & 4 Small Group ENGLISH AND MATHS (Mrs Melarangi/ Mr Walsh)

Plan 5

Maths Tasks	Reading Tasks
<p>See the Daily Calculations at the end of this plan.</p> <p>Aim to do your Timestables Rockstars every day.</p> <p>Keep practising your times tables 😊</p> <p>Once you are confident with a times table then practise the division facts that are linked e.g. $5 \times 6 = 30$ so $30 \div 5 = 6$ (how many 5's are in 30?)</p> <p>Choose games to play on Topmarks Maths: https://www.topmarks.co.uk/maths-games Age 5 – 7 section.</p> <p>Choose games from the Money category.</p> <p>At home ask an adult for <u>5 coins</u> – work out how much money there is in total?</p> <p>Put the coins in order from least value to highest value.</p> <p>See the Money activities at the end of this plan.</p>	<p>* https://www.oxfordowl.co.uk/</p> <p>Click 'My Class Login'</p> <p>username: Stjohnsks2</p> <p>password: school</p> <p>You can access free ebooks.</p> <p><i>Choose a story book. Talk about the book you read.</i></p> <ul style="list-style-type: none"> • Describe the main character from the story – use adjectives to describe what they look like and how they act (brave, shy, helpful, scared etc.) • Describe the setting (where the story happens) Draw a picture and label it. • Create a story board to show what happened in the story – make sure the events are in the correct order. • Change the ending – What else <i>could</i> have happened? <p>* REMEMBER to take a look at https://www.booktrust.org.uk/books-and-reading/have-some-fun/fun-at-home-with-authors-and-illustrators/</p> <p>Listen to authors read their stories. Try different authors and find which ones you like the best.</p> <p>Find out what you can about the author you like most. <i>Create a fact file about them.</i></p> <p>Create a Book Review about a book you have enjoyed.</p>
Spelling/Phonics tasks	Writing tasks
<p>Phonics:</p> <p>https://new.phonicsplay.co.uk/</p> <p>Find which Phase is best for you. Play some phonics games.</p> <p>See what words you can find in books or words you can think of that have these sounds in them. Make yourself a word bank. See if you can put the sound buttons underneath each word e.g. start</p> <p style="text-align: center;">**_*</p>	<p>Activity 1 – 'Toy Story'</p> <p>Imagine one of your toys comes to life. Write a short adventure for your toy. Where did it go? What did it do? Who was it with? Don't forget to give your toy a name and have a happy ending. Write in sentences using a capital letter and full stops. Think about your words to make your story as interesting as you can. <i>Remember names of characters are proper nouns and so they need a capital letter.</i></p>



as in fair



as in chew



as in twirl

Spelling:

Make sure you can **spell your full name**, first name and surname.

Learn to **write your full address**.

Practise spelling the **months of the year**:

*Remember the names of the months are **proper nouns** and so they always start with a capital letter.*

January

February

March

April

May

June

July

August

September

October

November

December

Activity 2 - 'A Great Day Out'

Talk to a grown up you live with and remind yourself of a day out you really enjoyed.

In good sentences retell the story of your special day.

Ideas; Where did you go to? What made it special? Who was there? How did you get there?

Activity 3 - 'Answers and questions'

Below are the answers to some questions, your task is to write what the question could have been.

For example;

Answer – My name is John. The question could have been: **What is your name?**

Don't forget to use a question mark at the end of each sentence.

1. I went to the park last Saturday.
2. My new bike is bright red.
3. My favourite meal is chicken nuggets from McDonalds.
4. I went to the shops with my mum.
5. I watched the football match on TV last night.
6. I went to bed at 8 o'clock.

Activity 4 – My Favourite Meal

Using good adjectives to describe your favourite meal. Remember to describe the colour of the foods, the taste and smell. What is your favourite dish and dessert?

Before you write can you draw a picture first?

Activity 5 – 'Sentence Starters'

Complete these sentences making them as interesting as you can. It is good to start your sentences in different ways. Remember to punctuate the end of your sentence with a full stop.

Later on, _____

It was a dark cold night when _____

John came in shouting _____

The police car was racing _____

In the beginning _____

Your child would be expected to use continuous cursive letters:
<https://www.teachhandwriting.co.uk/continuous-cursive-beginners-choice-2.html>

MATHS - Daily Calculations for the next two weeks

Mon	Tues	Wed	Thur	Fri
$3 + 6 = ?$	$2 + 9 = ?$	$4 + 11 = ?$	$8 + 5 = ?$	$6 + 7 = ?$
$9 - 5 = ?$	$8 - 2 = ?$	$10 - 6 = ?$	$7 - 5 = ?$	$6 - 6 = ?$
$5 \times 4 = ?$	$5 \times 9 = ?$	$5 \times 12 = ?$	$3 \times 6 = ?$	$3 \times 8 = ?$
$120 \div 10 = ?$	$90 \div 10 = ?$	$60 \div 10 = ?$	$10 \div 10 = ?$	$110 \div 10 = ?$
$12 + 4 = ?$	$5 + 11 = ?$	$16 + 5 = ?$	$3 + 18 = ?$	$5 + 15 = ?$
$11 - 5 = ?$	$12 - 3 = ?$	$10 - 6 = ?$	$7 - 5 = ?$	$6 - 6 = ?$
$3 \times 3 = ?$	$3 \times 6 = ?$	$3 \times 10 = ?$	$3 \times 5 = ?$	$3 \times 12 = ?$
$6 \div 3 = ?$	$9 \div 3 = ?$	$12 \div 3 = ?$	$15 \div 3 = ?$	$18 \div 3 = ?$

MATHS - Money Activities

How many of each note can you see?



There are ____ 5 pound notes.
There are ____ 10 pound notes.
There are ____ 20 pound notes.



What is the value of each note?



 = pounds

 = pounds

 = pounds


Fill in the blanks.

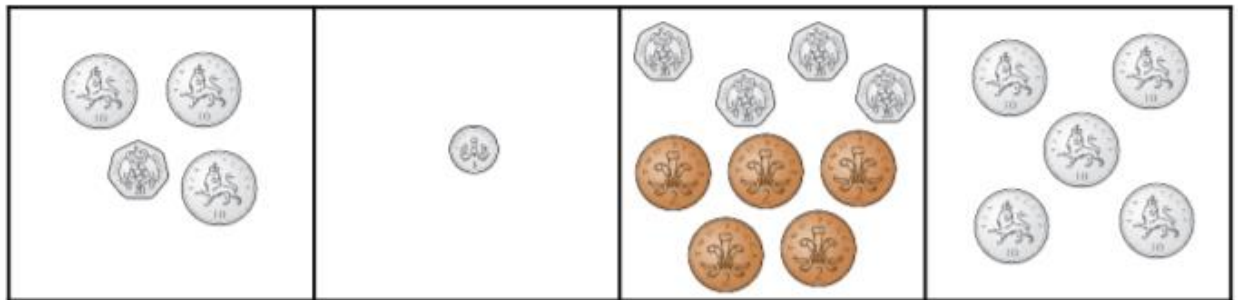
One  = 

One  = 

 Circle 56 p.



 Which does **not** show 50 p?



 Draw money on the purses to match the amounts.



£21 and 32 p



£13 and 40 p

Problem solving:

Annie and Ron both claim to have 90 p.

Annie has 3 coins and Ron has 4 coins.

Could they be correct?

Which coins could they have?