



## Year 2 small group planning 4

Year 2

### Weekly Maths Tasks (Aim to do 1 per day)

#### Mini Maths topic- Time

<https://mathsframe.co.uk/en/resources/resource/116/telling-the-time>

Play the game above to help you read the time:

- To the hour
- To the half hour
- To the quarter hour
- To the nearest 5 minutes



[https://www.sheppardsoftware.com/mathgames/earlymath/on\\_time\\_game1.htm](https://www.sheppardsoftware.com/mathgames/earlymath/on_time_game1.htm)

Set the time on the clock



### Weekly Reading Tasks (Aim to do 1 per day)

Choose an appropriate level reading book from the e-library

(see table below for a guide to which level book to choose)

[https://www.oxfordowl.co.uk/for-home/find-a-book/library-page/?view=image&query=&type=book&age\\_group=Age+6-7&level=&level\\_select=&book\\_type=&series=#](https://www.oxfordowl.co.uk/for-home/find-a-book/library-page/?view=image&query=&type=book&age_group=Age+6-7&level=&level_select=&book_type=&series=#)

- Discuss what you enjoyed about the book and respond to any questions at the end.

Listen to a story from

<https://www.bbc.co.uk/iplayer/episodes/b00jdlm2/cbeebies-bedtime-stories>

- Discuss what has happened in the story- who were the main characters? Where was the story set? How would you describe the main character? Why did something happen? Would you have done something differently?
- Draw a picture of your favourite part.
- Complete a book review of the story- would you recommend it?

<https://www.twinkl.co.uk/resource/au-l-061-book-review-worksheet>

Use your purple mash login and read *Red to the Rescue*:

[https://www.purplemash.com/#tab/pm-home/serialmash/serialmash\\_diamonds/red\\_to\\_the\\_rescue](https://www.purplemash.com/#tab/pm-home/serialmash/serialmash_diamonds/red_to_the_rescue)

There are 5 chapters so try reading one per day and completing some of the activities after each chapter!

Phonics	Weekly Writing tasks (Aim to do 1 per day)
<p style="text-align: center;"><b><u>Phonics</u></b></p> <p>Using Phonics play, Phonics bloom, KS1 bitesize phonics or by watching Read write inc videos on YouTube recap the following sounds.</p> <p><b>aw</b> as in yawn</p> <p><b>are</b> as in scare</p> <p><b>ur</b> as in nurse</p> <p><b>er</b> as in letter</p> <p><b>ow</b> as in brown</p> <p>Remember to go to Ruth Miskin's Read Write Inc You Tube Channel where you will find lessons and recaps on all of these sounds. And remember to practise all the sounds in your Phonics book!</p>	<ul style="list-style-type: none"> <li>Read the story <i>The Enormous Crocodile</i> or listen to it online at <a href="https://www.youtube.com/watch?v=0VicDAcnclI">https://www.youtube.com/watch?v=0VicDAcnclI</a></li> </ul> <p>Then complete some of the activities listed below:</p> <ul style="list-style-type: none"> <li>Choose an adjective and an animal and use these as a title for your own story, e.g. The Nervous Elephant, the Terrifying Tortoise. Use our word mat and labels to find appropriate adjectives / animals (see Resources below).</li> <li>Make a list of the adjectives that the other animals use to describe the Enormous Crocodile.</li> <li>Can you find any similes in the story? Remember a simile is a phrases that says something is like something else e.g. as quiet as a mouse.</li> <li>Make a warning poster to encourage people to look out for a nasty crocodile who is trying to eat small children!</li> </ul> <p>Complete the daily Grammar lessons on BBC Bitesize</p> <p><a href="https://www.bbc.co.uk/bitesize/tags/z7s22sg/year-2-and-p3-lessons/1">https://www.bbc.co.uk/bitesize/tags/z7s22sg/year-2-and-p3-lessons/1</a></p>

**Handwriting- practise your handwriting as often as you can**

### How to Write Letters

a b c d e f g h i j k l m n o p q r s t u v w x y z

#### Foundation subjects and learning projects- to be done throughout the week


##### **Science- Living things and their habitats**

Watch the 'What is a food chain?' video on BBC Bitesize

<https://www.bbc.co.uk/bitesize/clips/z96r82p>

Make your own food chains using the pictures at the end of this document.

Example



### **Geography- A contrasting location- Africa**

<https://www.bbc.co.uk/bitesize/topics/zyhp34j/articles/znxp92p>

**There is also more information about the Continent of Africa in this Go Jetter's episode-**

<https://www.bbc.co.uk/iplayer/episode/m000814s/go-jettters-series-3-5-the-continent-of-africa>

- 3. Using an atlas, or Google, locate Nigeria on a map of the Continent of Africa. Try to find some countries that are to the North, South, East and West of it. Can you remember which direction those compass points are? Are there any directions where there isn't another country next to it? If so, what is in that direction?
- 4. Using your knowledge about Nigeria, design a poster to convince people to visit there. Remember, posters need a catchy title maybe 'Visit Nigeria' and need include some pictures and small amounts of text- don't forget to include what the weather is like, what animals they might see and any other interesting facts like what type of places they could visit (names of any cities, rainforests).
- 5. Choose some of your favourite animals that originate from Africa and create some sunset art. You could use watercolour paints or colouring pencils to create a sunset background, then cut out the silhouettes of your chosen animals and maybe some plants or trees to stick on top. The silhouettes look best in black so if you don't have black paper, just colour in your animals before sticking them on. Here is an example:



### **R.E.- Come and See**

#### **TREASURES**



- Talk about the things that you treasure in life e.g. photos, memorable objects. Why are they important to you?
- Go on a walk and look for things we should treasure about the earth e.g. water, food, flowers
- Draw and/or describe your treasure and say why it is special, describe how you feel about it and how that might affect your behaviour and that of others.

### **Additional learning resources children and parents may wish to engage with**

**Classroom Secrets** Learning Packs - These packs are split into different year groups and include activities linked to reading, writing, maths and practical ideas you can do around the home.

**Twinkl** - to access these resources click on the link and sign up using your own email address and creating your own password. Use the offer code UKTWINKLHELPS.

**EducationQuizzes.com** – Lots of different quizzes in all subjects for KS1 (free with no login)

**www.ictgames.co.uk** - maths and English games

**www.topmarks.co.uk** - online games

**Explorify** – Science quizzes (free but need to register).

**Numberjacks**- reinforcing maths concepts <https://www.youtube.com/channel/UCWKuiktSh-V3E4ysPU0VC3Q>

**BBC KS1 Supermovers**- short active videos reinforcing basic skills to music/dance

**Pobble 365**- Picture of the day with related activities. <https://www.pobble365.com/>





### Teacher tips


Let the children lead their learning, if they are interested in a particular thing let them explore it and where possible make links with other things as children learn more if they enjoy it.






Breaks are important- Children cannot concentrate for long periods of time and need to have time built in for them to switch off. Try PE with Joe wicks or Cosmic Yoga on YouTube to get the children moving and enable them to burn off some energy.






### FOOD CHAINS

Cut out the pictures then put them in the correct order to make a food chain.

			
Rabbit	Fox	Grass	Sunlight

				
Earthworm	Frog	Heron	Earth	Dead leaves

				
Caterpillar	Fox	Leaves	Sunlight	Bird

				
Sparrow	Aphid	Spider	Sparrowhawk	Ladybird

Now make your own food chain


Oxford reading tree book level guide- Look below for your child's current colour book band to help you find which stage is the correct level for your child.

Book band colour	Oxford reading level stage
Red	2
Yellow	3
Blue	4
Green	5
Orange	6
Turquoise	7
Purple	8
Gold	9
White	10
Lime/Silver	11, 12