



## St John's Catholic Primary School- Learning at home planning

### Year 6

### Planner 1






#### Weekly Maths Tasks (Aim to do 1 per day)


- **Daily arithmetic practice** via <https://myminimaths.co.uk/>


Select year 6 – **Week 1 (Revision of addition and subtraction using formal methods)**

01 Addition & subtraction using formal written methods

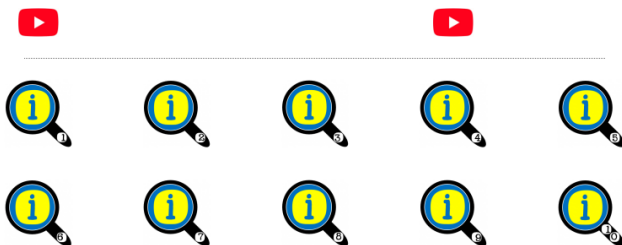
Mon Tue Wed Thu Fri

 **Quick Print All 5 days**

 **Answers**






There are video tutorials as well as **10 reasoning questions** to further explore adding and subtracting. To find these select the IQ buttons shown below:





Select year 6 – **Week 2 (Revision of multiplication using formal written methods)**

02 Multiplication using formal written methods

Mon Tue Wed Thu Fri

 **Quick Print All 5 days**

 **Answers**

- **Revise** the different types of angles: acute, right angle, obtuse, straight line, reflex angle and full turn.

<https://www.theschoolrun.com/what-are-right-acute-obtuse-and-reflex-angles>

#### Weekly Reading Tasks (Aim to do 1 per day)

#### Reading

- Continue to read daily and write in your reading record about what you have read (just like we do in school). You could also orally share what you have read to a family member.

You can browse the FREE eBook library on oxford owl for some reading books:  
<https://www.oxfordowl.co.uk/for-home/find-a-book/library-page>

#### Daily Vocabulary

Each day you can explore a new word. Just like we do in school, think about what the word means, look it up, put it in a sentence, use it in alternative contexts, draw it, act it out and attempt to use your new words in an everyday context.

#### Week one

**Monday's Word:** Optimistic

**Tuesday's Word:** Intrigued

**Wednesday's Word:** Exhilarating

**Thursday's Word:** Co-operative

**Friday's Word:** Anticipate

#### Week two

**Monday's Word:** Exaggerate

**Tuesday's Word:** Persuade

**Wednesday's Word:** Hindrance

**Thursday's Word:** Prejudice

**Friday's Word:** Apparent

<https://www.bbc.co.uk/teach/class-clips-video/maths-ks2-understanding-angles/zk7tf4j>

<https://www.youtube.com/watch?v=NVuMULQjb3o>

<https://www.twinkl.co.uk/resource/t2-m-434-angles-powerpoint-quiz>

**Suggested activities:** Describe them to your family, draw an example, make up your own angles song, make a poster to describe each type of angle, play a game of "Which angle am I describing?" and try and make angles with different objects around your house. You may even spot some angles in your house!

- **Learn** how to use a protractor to measure an angle. Don't worry you do not need a protractor to do this – you can use these interactive links to have a try!

<https://www.twinkl.co.uk/resource/t2-m-2087-how-to-use-a-protractor-display-powerpoint>

<https://www.mathsisfun.com/geometry/protractor-using.html>

<https://www.mathplayground.com/measuringangles.html>

**Suggested activities:** Use the interactive protractor to have a go at measuring some angles, write a set of instructions on how to use a protractor, complete the interactive questions asking you to measure different angles and challenge yourself to not only measure the angles but to name them also.

## Reading Comprehensions

- Visit: <https://www.literacysshedplus.com/en-gb/browse/free-resources/reading-comprehension-plus/reading-packs-ages-7-11>
- Select Stage 6 (Ages 10-11)
- Complete the first two comprehensions:
  - Diary from the Beagle
  - Robert the Bruce

**Answers are provided at the end of each comprehension also.**

## Just-for-fun reading activities:

Why not have a go at some of these suggested fun activities?

<https://www.literacysshedplus.com/en-gb/browse/free-resources/other-resources>

## Weekly Spelling/Phonics tasks (Aim to do 1 per day)

## Weekly Writing tasks (Aim to do 1 per day)

### Spelling: Revisit and Recap on Suffixes

We are going to think about adding suffixes beginning with vowels to root words.

shout	shouted	jump	jumping
light	lighting	rust	rusting
yawn	yawned	risk	risking
neat	neater	rest	resting
loud	loudest	seat	seated
		keep	keeper

### Grammar: Co-ordinating and Subordinating

**conjunctions** Children to revisit co-ordinating and subordinating conjunctions:

### Suggested writing activities:

- Following our last history topic of WWII, watch this video clip found in the Peace & War section of literacy shed (called **Beyond the Lines**): <https://www.literacysshed.com/beyondthelines.html>
  - Create setting descriptions of the battleground and also of a contrasting place and compare the use of specific vocabulary such as colour and mood.

**Subordinating conjunctions:**

<https://www.bbc.co.uk/bitesize/topics/zwwp8mn/articles/zqk37p3>

**Co-ordinating conjunctions:**

<https://www.bbc.co.uk/bitesize/topics/zwwp8mn/articles/z9wvqhvh>

**Suggested activities:** Try to memorise and learn as many conjunctions as you can, play a sorting game and sort into co-ordinating and subordinating, write sentences using these conjunctions and an acronym to learn them off by heart.

- Write a first person narrative through the eyes of one of the children, one of the unknown soldiers or 'young' Grandad.
- Create a third person narrative retelling the story as we see it on the film.

- **Writing from an image** (also taken from *The Literacy Shed*: <https://www.literacyshed.com/the-images-shed.html>)



- Write a short story no more than 500 words to explain what the picture is about.
- Write a dialogue between the two characters.
- Complete a setting description.

### Handwriting- practice your handwriting as often as you can

Your child would be expected to use continuous cursive letters:

<https://www.teachhandwriting.co.uk/continuous-cursive-beginners-choice-2.html>

### Science learning projects- to be done throughout the week


#### Evolution & Inheritance

##### Exploring vocabulary

- Look up and define the following list of vocabulary : Adaptation, Camouflage, Environment, Evolution, Evolve, Features, Fossils, Inherit, Survival of the fittest

##### Charles Darwin

- Research Charles Darwin and discover his importance and significance in the development of evolution and inheritance.

Why.....?		What.....?
Who.....?		Where.....?
Which.....?		How.....?
Who.....?		How did.....?
Why did.....?		What did.....?

© Everett Historical / shutterstock

## Mary Anning

- Carry out some research and watch video clips on Mary Anning...
- [https://www.youtube.com/watch?v=qNOh-85\\_Dmc](https://www.youtube.com/watch?v=qNOh-85_Dmc)
- <https://www.bbc.co.uk/teach/class-clips-video/true-stories-mary-anning/zn7gd6f>
- Write down key facts and information about Mary Anning to create an informative and factual poster.

## Foundation subjects and learning projects- to be done throughout the week

## Vikings

### Exploring vocabulary

- Look up and define the following list of vocabulary : Danelaw, drinking horn, helmet, jewellery, long boat, longhouse, loom, runes, shield, Valhalla

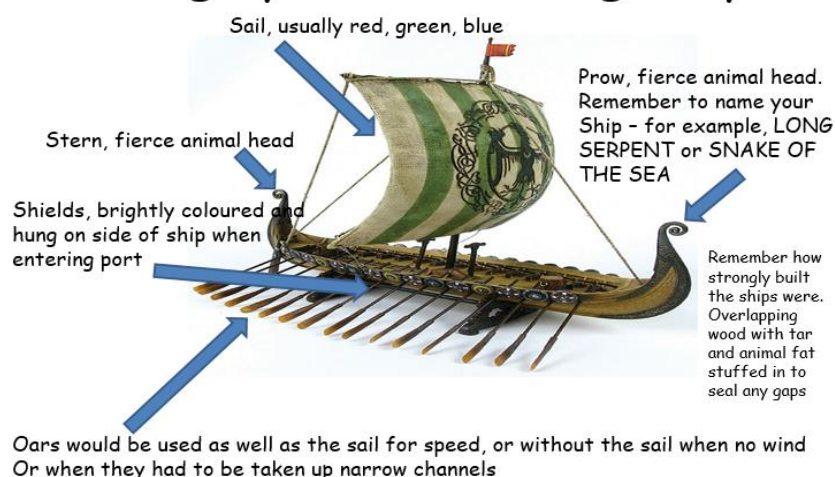
### Introduction

- Carry out some research on the Vikings to create a fact poster. Research questions such as, why did the Vikings come to Britain? How did they travel? Where did they first raid? Why? You may wish to use the following website to help:  
<https://www.bbc.co.uk/bitesize/topics/ztyr9j6>

### Viking longship

- Investigate the design of the Viking long ship and study the design and speed of the long ship. Study what materials were used and who built what?
- Then, design and label your own long ship!

## Design your own Viking Ship!



## R.E.- Come and See

### Witnesses

#### Week one

Think about a time when you have seen something happen that was unusual, strange or even wrong and you knew you needed to tell someone but felt unsure. You were a witness to this event.

What are the pros and cons of being a witness? Give reasons for your beliefs and values.

#### Week two

Read the story of The Ascension of Jesus: (**Acts 1: 6-14**)

Why do you think the disciples asked Jesus about 'restoring the kingdom?'

What do you think they meant and what does it show about their understanding?

## Reflection

### Prayer of thanks

*Thank you God for all that grows, Thank you for the sky's rainbows, Thank you for the stars that shine, Thank you for these friends of mine, Thank you for the moon and sun, Thank you God for all you've done*

Reflect on the prayer above and write a list of three things that you are currently most thankful for. Remember to count your blessings every day.

### Additional learning resources children and parents may wish to engage with

- PE with Joe Wicks – Mon-Fri 9am – YouTube
- Myleene's Music Klass <https://www.youtube.com/channel/UCQh2wgJ5tOrxYBn6jFXsXQ>
- David Walliams – Every day at 11am, you can listen to one of David Walliams' World's Worst Children stories, so sit down, take a break, and enjoy 20ish minutes of pure fun <https://www.worldofdavidwalliams.com/>
- Reading Plus <https://student.readingplus.com/seereader/api/sec/login> Our site code is prstjoh3 and all children have their own username and password.
- Times Tables Rock Stars
- Government advice and guidance on websites to use and activities to complete <https://www.gov.uk/government/publications/coronavirus-covid-19-online-education-resources/coronavirus-covid-19-list-of-online-education-resources-for-home-education>

### Teacher tips

Let the children lead their learning, if they are interested in a particular thing let them explore it and where possible make links with other things as children learn more if they enjoy it. Breaks are important- Children cannot concentrate for long periods of time and need to have time built in for them to switch off. Try PE with Joe wicks or Cosmic Yoga on YouTube to get the children moving and enable them to burn off some energy.