



Year 2

Phonics Screening

A guide for parents.



What is Phonics?



f	l	m	n	r	s	v	z	sh	th	ng		
ff	ll	mm	nn	rr	ss	ve	zz			nk		
ph	le		kn	wr	se		se					
					ce		s					
b	c	d	g	h	j	p	qu	t	w	x	y	c
bb	ck	dd	gg		ge	pp		tt	wh			tch
a	e	i	o	u	ay	ee	igh	ow				
	ea				a-e	ea	i-e	o-e				
					a	e	i	oa				
					ai	Y	Y	o				
					aigh							
oo	oo	ar	or	air	ir	ou	oy	ire	ear	ure		
u-e			oor	are	ur	ow	oi					
ue			ore		er							
ew			aw									
			au									

Speed Sounds

Children are taught to read by breaking down (segmenting) words into separate sounds or 'phonemes'. They are then taught how to blend these sounds together to read the whole word.

Children in Key Stage 1 have a phonics lesson daily and they are encouraged to use these strategies to read and write in other lessons.

What is the aim of the check?


- The Phonics Screening Check is designed to confirm whether individual children have learnt phonic decoding (i.e. apply their knowledge of letter-sound relationships) and blending (i.e. the skill of joining individual speech sounds (phonemes) together to make a word) skills to an appropriate standard

- This phonics check will allow teachers to ensure that any gaps in children's knowledge is filled by the end of Year 2.

Key stage 1

Phonics screening check

Pupils' materials



When will the screening happen?




Every Year 2 child in the country will be taking the Phonics Screening Check in late November to make up for the missed check in June.

Those Year 2 children who don't pass will be taking the check again later in the school year.

The results will be reported to parents as part of the annual school report.

What do we expect children to do?



- The check is very similar to tasks the children already complete during phonics lessons
- Children will be asked to 'sound out' a word and blend the sounds together, eg d-o-g - dog
- The focus of the check is to see which sounds the children know

THIS IS NOT A READING TEST

Example words



Section 2

Alien/Pseudo
words

var



slirt



weaf



pobe



Section 2


twice

gloom

turn

mode

Real words



How will the children complete the check?



The children will complete the check one at a time in a quiet area of the school.


The screening will only take 5-10 mins with each child.

How can you help?



The way in which you learnt to read, is probably very different from the way we teach children to read now, so here is a quick guide to some of the things you can do to help you child in preparation for the Screening Check.

1. Remind your child to look for the following when faced with an unfamiliar word (real or alien/pseudo)
 - Look for any familiar digraphs first, then any trigraphs, then any split digraphs. What ever is left are single phonemes.
2. Encourage children to use sound buttons when breaking the words down.
 - A dot for a single phoneme, a small line for a digraph/trigraph and a hook for an split digraphs. These should all be placed under the letters in the word. (see next slide for information on sound buttons)
3. Play some online game
 - Please see the Phonics section on the school website for links to online games.




Using sound buttons



We use sound buttons to help children recognise the different parts of a word. (single phonemes, digraphs, trigraphs and split digraphs)

buttons


lines



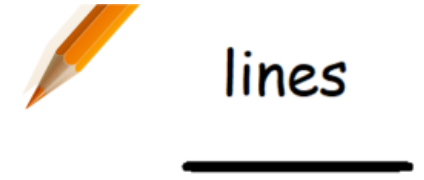

single phoneme

digraph or trigraph

split digraph




Using sound buttons



A button tells us that a grapheme (letter) makes an individual sound for example:

A line shows us that more than one grapheme (letter) joins together to make a new sound (digraph or trigraph) for example:



make a cake

Split digraph - these are vowel sounds made up of 2 vowels and split up by a consonant eg make, time (split e)

Useful websites



- Here are some links to helpful website that give more information on the teaching of Phonics:

- Oxford Owl

<https://home.oxfordowl.co.uk/reading/learn-to-read-phonics/>

- Phonics Play:

<https://www.phonicsplay.co.uk/InteractiveResources.htm>

- YouTube - phoneme pronunciation:

https://www.youtube.com/watch?time_continue=18&v=UCI2mu7URBc&feature=emb_logo

- Teach your Monster to Read:

<https://www.teachyourmonstertoread.com/>



Online Phonics Games

Click on the links below to access free phonics games.

[Phonics Bloom](#)


[Education.com](#)

[Top Marks](#)



Questions

If you have any questions regarding the Phonics Screening Check, please speak to your child's class teacher or ring the school office and the English team will get back to you.





Thank you

Thank you for your ongoing support



Thank
You!